



TECHNICAL CATALOGUE

# BALL VALVES KIT





## > THE COMPANY

ITAP SpA, founded in Lumezzane (Brescia) in 1972, is currently one of the leading production companies in Italy of **valves, fittings and distribution manifolds** for plumbing and heating systems.

Thanks to a fully automated production process, with 85 transfer machines and 55 assembly lines, it is capable of producing 400,000 pieces per day.

Our innate pursuit for innovation and observance of technical regulations is supported by the company certification ISO 9001. The company has always considered its focus on quality as the main tool to obtain significant business results: today ITAP SpA is proud to offer products bearing the approval of numerous international certifying bodies.



> ITAP products have obtained approvals by more than 30 certification bodies from all over the world.





# BALL VALVES KIT

## 098RSK Straight ball valves kit – Compact

### BALL VALVES KIT



MEASURE	PRESSURE	CODE	PACKING
1"	40bar/580psi	0980100RSK	1/26

### CERTIFICATIONS



### TECHNICAL SPECIFICATIONS

Kit consisting of: 2 ball valves, red and blue T handles.

Available size: 1".

Male/female threads.

T handle in aluminium.

Body in nickel-plated brass.

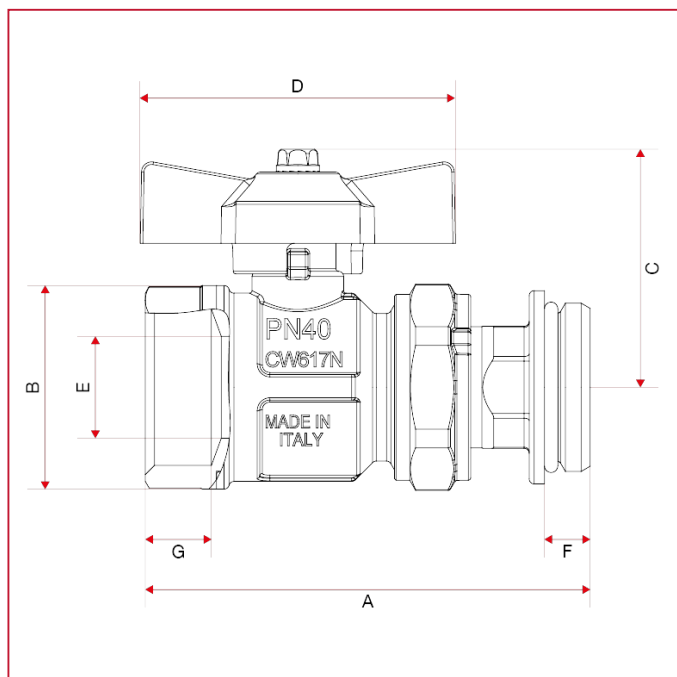
Minimum and maximum working temperatures: -20°C, 150°C in absence of steam.

Threads: ISO 228 (equivalent to DIN EN ISO 228 and BS EN ISO 228).



# BALL VALVES KIT

## OVERALL DIMENSIONS

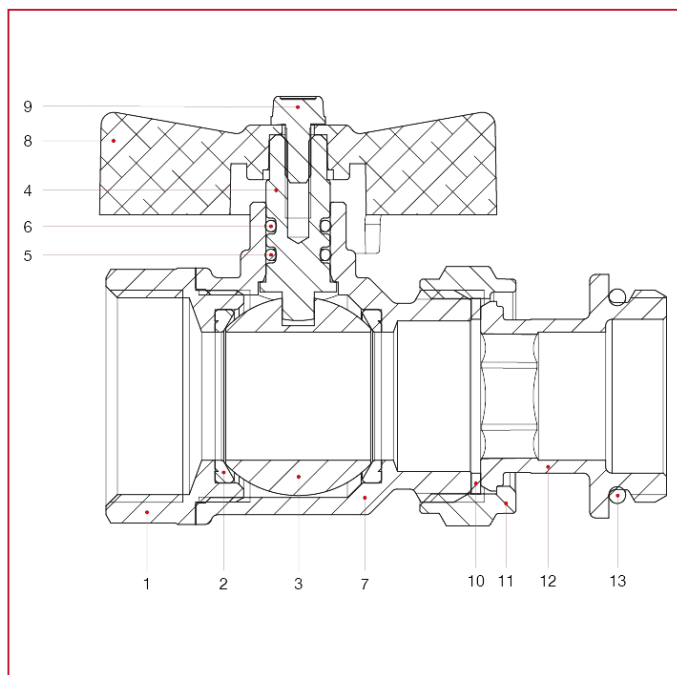


	1"
DN	25
A	87,5
B	40
C	47
D	62
E	20
F	9
G	13
Kg/cm2 bar	40
LBS - psi	580



# BALL VALVES KIT

## MATERIALS

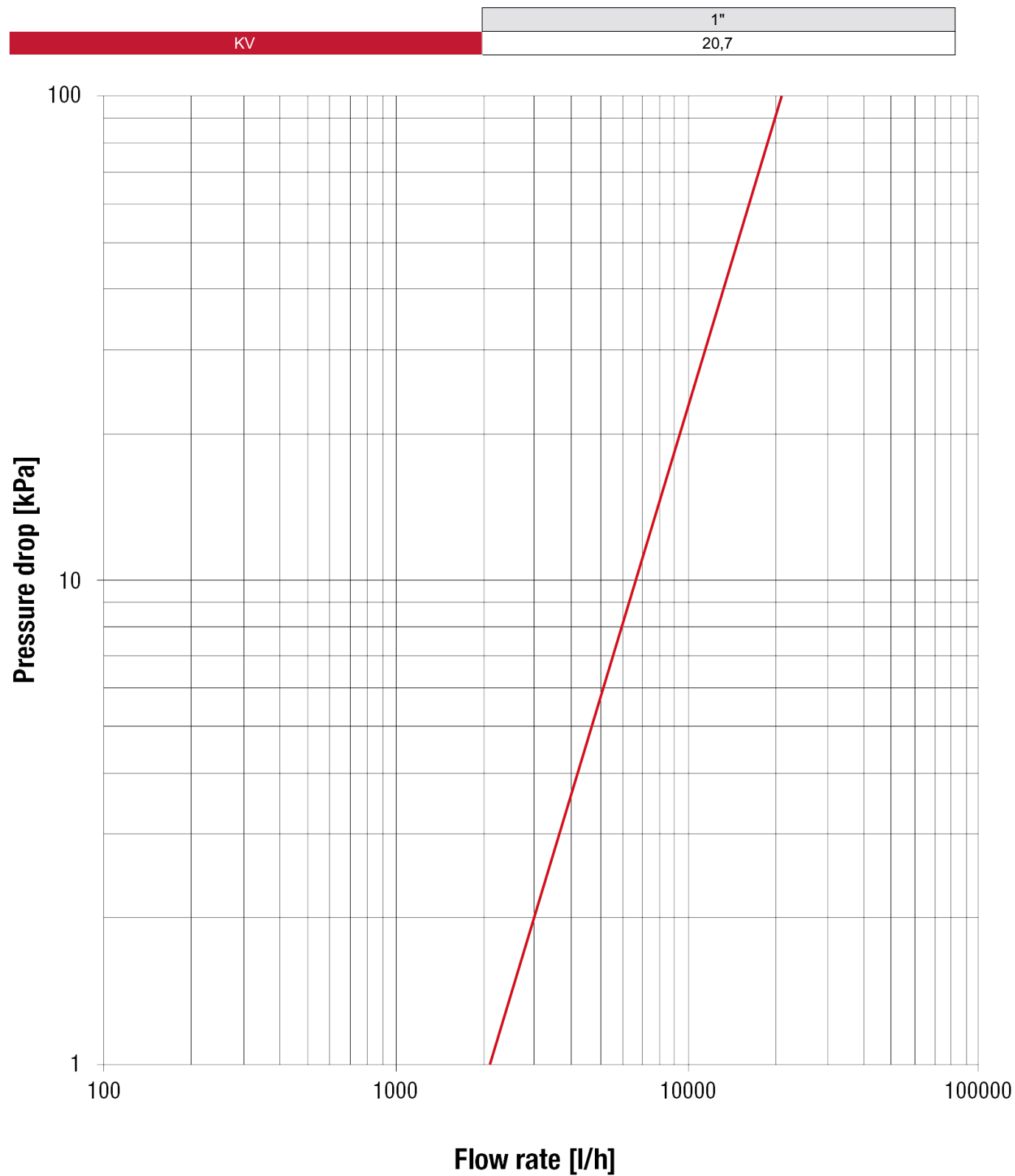


POS.	DESCRIPTION	N.	MATERIAL
1	Female end adapter	1	Nickel-plated brass CW617N
2	Seat	2	P.T.F.E.
3	Ball	1	Chrome-plated brass CW617N
4	Stem	1	Brass CW614N
5	O-ring	1	NBR
6	O-ring	1	Viton®
7	Body	1	Nickel-plated brass CW617N
8	T handle	1	Aluminium
9	Screw	1	Zinc-plated steel C4C
10	Washer	1	FASIT OMNIA
11	Nut	1	Nickel-plated brass CW617N
12	Union	1	Nickel-plated brass CW617N
13	O-ring	1	EPDM



# BALL VALVES KIT

## LOSS DIAGRAM (With water)





# BALL VALVES KIT

## 298RSK Angle ball valves kit – Compact

### BALL VALVES KIT



MEASURE	PRESSURE	CODE	PACKING
1"	40bar/580psi	2980100RSK	1/22

### CERTIFICATIONS



### TECHNICAL SPECIFICATIONS

Kit consisting of: 2 ball valves, red and blue T handles.

Available size: 1".

Male/female threads.

T handle in aluminium.

Body in nickel-plated brass.

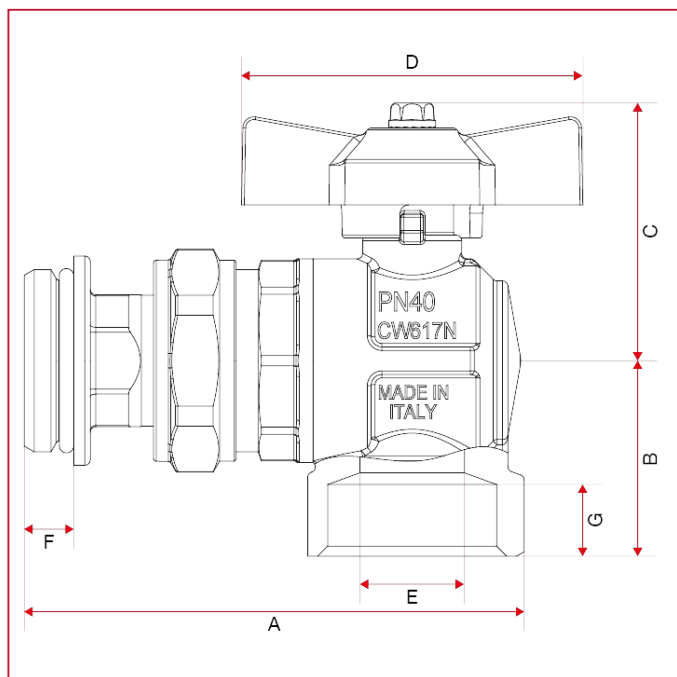
Minimum and maximum working temperatures: -20°C, 150°C in absence of steam.

Threads: ISO 228 (equivalent to DIN EN ISO 228 and BS EN ISO 228).



# BALL VALVES KIT

## OVERALL DIMENSIONS



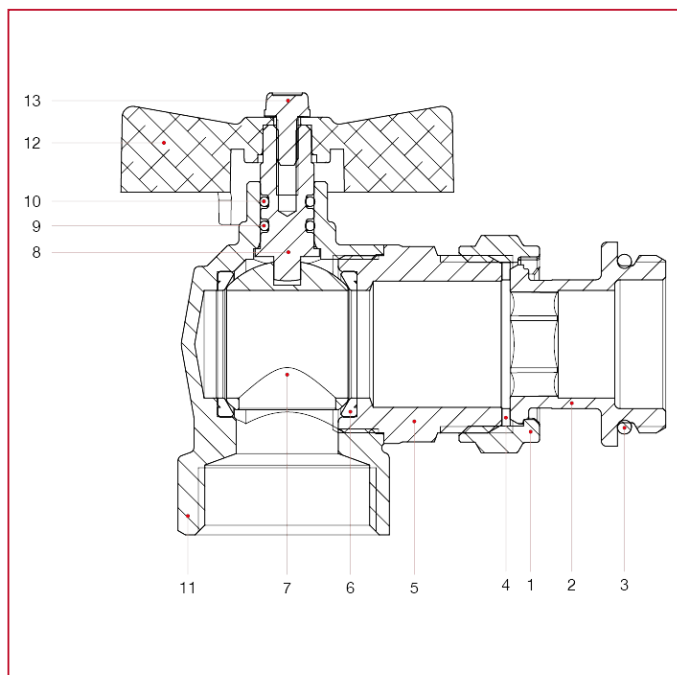
	1"
DN	25
A	91
B	35,5
C	47
D	62
E	19
F	9
G	13
Kg/cm2 bar	40
LBS - psi	580





# BALL VALVES KIT

## MATERIALS

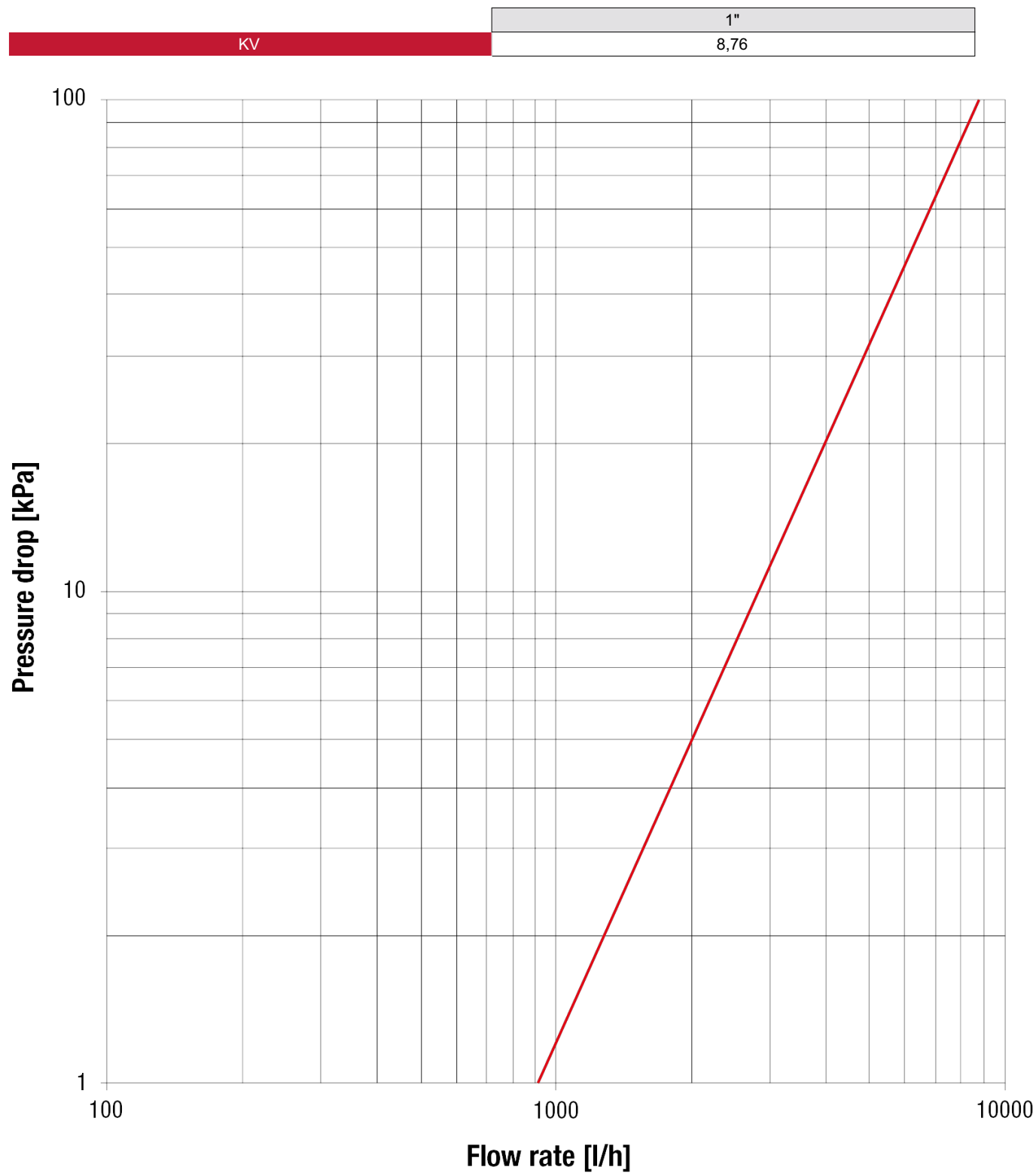


POS.	DESCRIPTION	N.	MATERIAL
1	Nut	1	Nickel-plated brass CW617N
2	Union	1	Nickel-plated brass CW617N
3	O-ring	1	EPDM
4	Washer	1	FASIT OMNIA
5	End adapter	1	Nickel-plated brass CW617N
6	Seat	2	P.T.F.E.
7	Ball	1	Chrome-plated brass CW617N
8	Stem	1	Brass CW614N
9	O-ring	1	NBR
10	Washer	1	VITON®
11	Body	1	Nickel-plated brass CW617N
12	T handle	1	Aluminium
13	Screw	1	Zinc-plated steel C4C



# BALL VALVES KIT

## LOSS DIAGRAM (With water)





# BALL VALVES KIT

## 487K01R Straight ball valves kit and thermometer – Compact

### BALL VALVES KIT



MEASURE	PRESSURE	CODE	PACKING
1"	40bar/580psi	4870100K01R	1/22

### CERTIFICATIONS



### TECHNICAL SPECIFICATIONS

Kit consisting of: 2 ball valves, red and blue T handles.

Available size: 1".

Male/female threads.

T handle in aluminium.

Body in nickel-plated brass.

Minimum and maximum working temperatures: -20°C, 150°C in absence of steam.

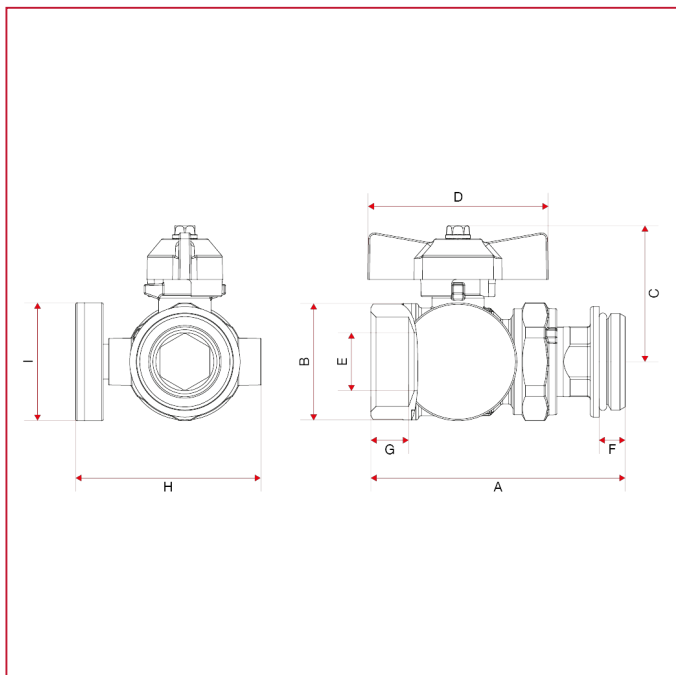
Thermometer: scale 0°C, 80°C – diameter mm. 40

Threads: ISO 228 (equivalent to DIN EN ISO 228 and BS EN ISO 228).



# BALL VALVES KIT

## OVERALL DIMENSIONS

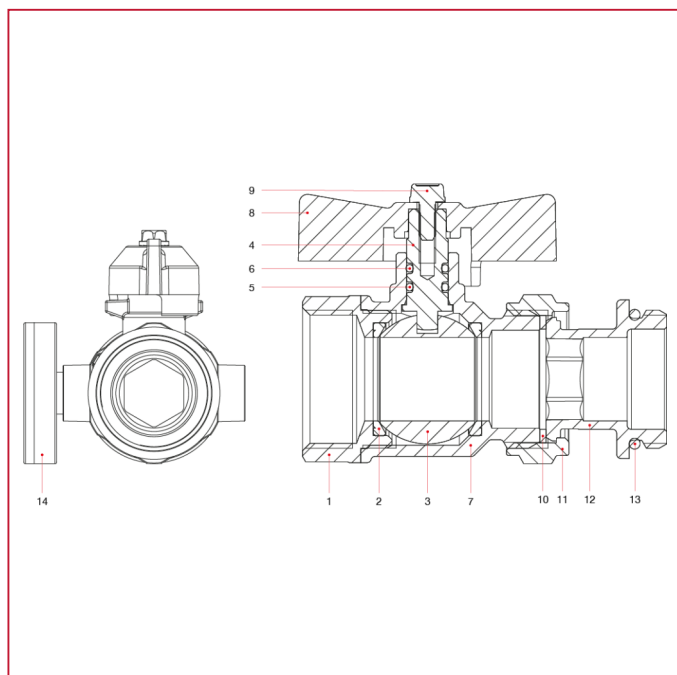


	1"
DN	25
A	87,5
B	40
C	47
D	62
E	20
F	9
G	13
H	64
I	40,5
Kg/cm2 bar	40
LBS - psi	580



# BALL VALVES KIT

## MATERIALS

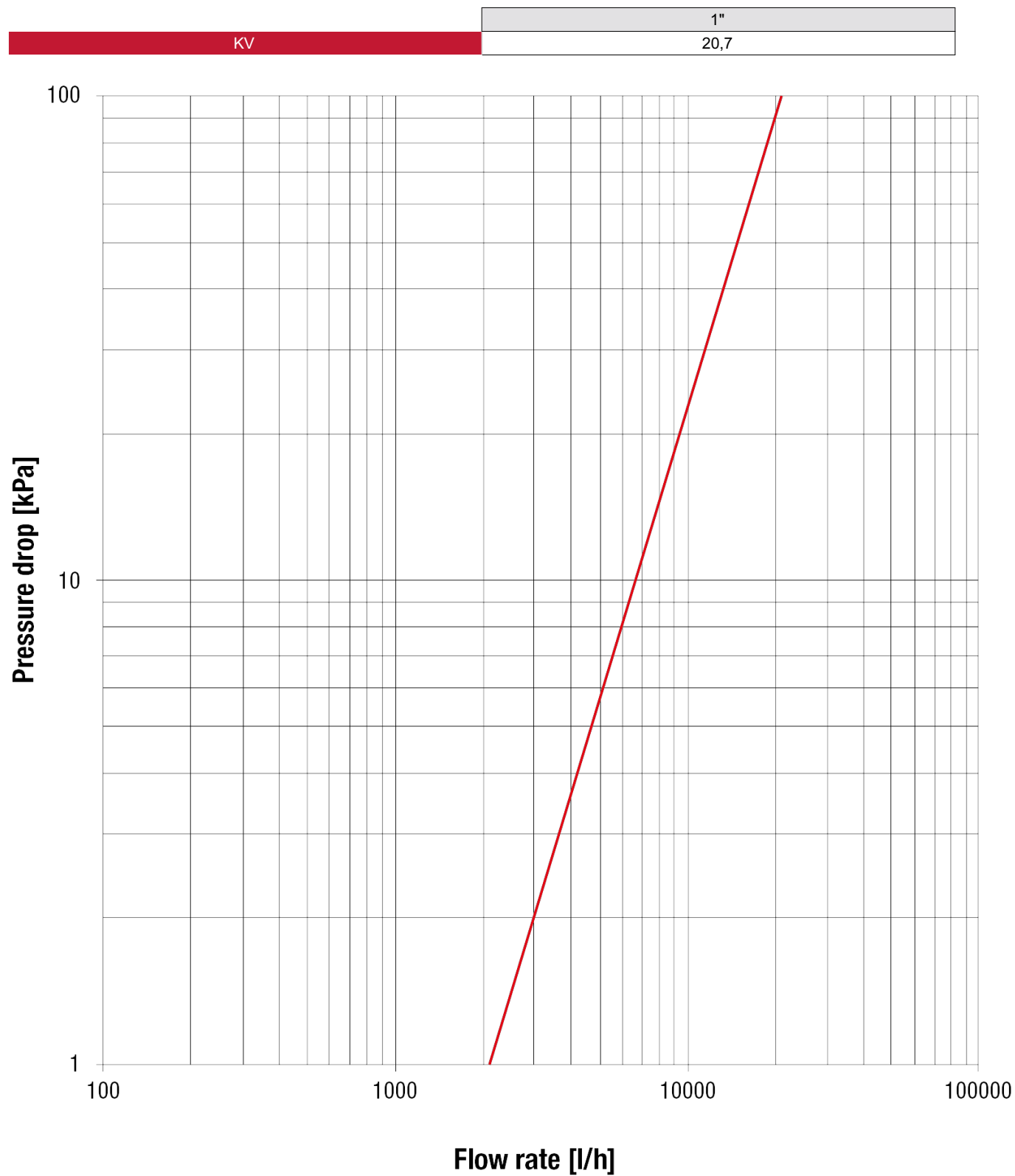


POS.	DESCRIPTION	N.	MATERIAL
1	End adapter	1	Nickel-plated brass CW617N
2	Seat	2	P.T.F.E.
3	Ball	1	Chrome-plated brass CW617N
4	Stem	1	Brass CW614N
5	O-ring	1	NBR
6	O-ring	1	Viton®
7	Body	1	Nickel-plated brass CW617N
8	T handle	1	Aluminium
9	Screw	1	Zinc-plated steel C4C
10	Washer	1	FASIT OMNIA
11	Nut	1	Nickel-plated brass CW617N
12	Union	1	Nickel-plated brass CW617N
13	O-ring	1	EPDM
14	Thermometer	1	Polymer



# BALL VALVES KIT

## LOSS DIAGRAM (With water)





## BALL VALVES KIT

### **487K02R** Angle ball valves kit and thermometer – Compact

#### BALL VALVES KIT



MEASURE	PRESSURE	CODE	PACKING
1"	10bar/145psi	4870100K02R	1/12

#### CERTIFICATIONS



#### TECHNICAL SPECIFICATIONS

Kit consisting of: 2 ball valves, red and blue T handles.

Available size: 1".

Male/female threads.

T handle in aluminium.

Body in nickel-plated brass.

Minimum and maximum working temperatures: -20°C, 150°C in absence of steam.

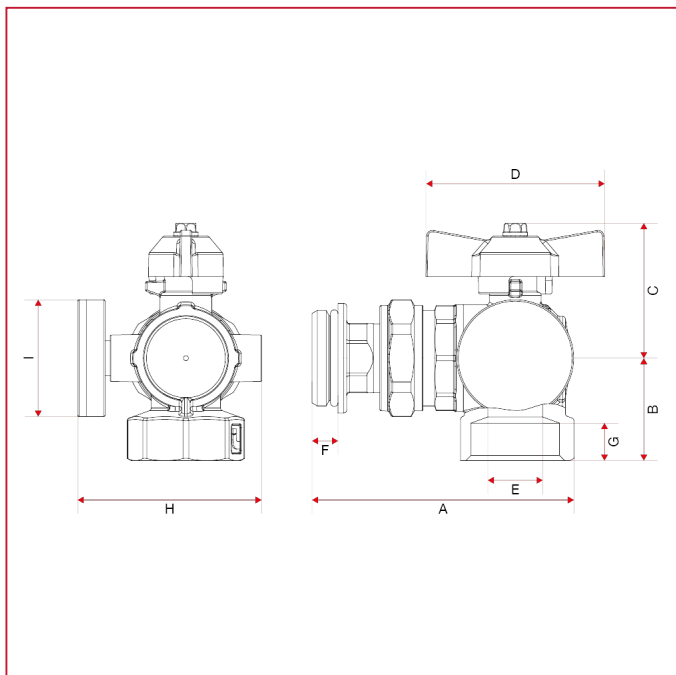
Thermometer: scale 0°C, 80°C – diameter mm. 40

Threads: ISO 228 (equivalent to DIN EN ISO 228 and BS EN ISO 228).



# BALL VALVES KIT

## OVERALL DIMENSIONS



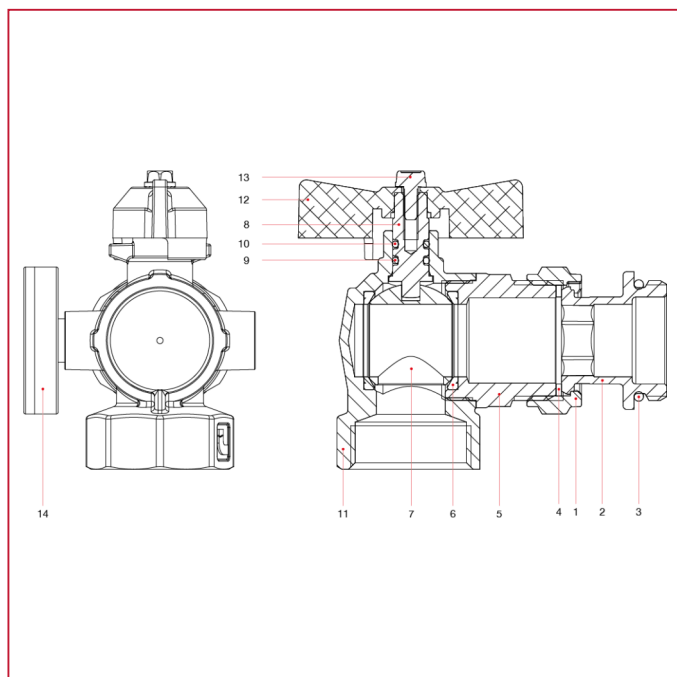
	1"
DN	25
A	91
B	35,5
C	47
D	62
E	19
F	9
G	13
H	64
I	40,5
Kg/cm2 bar	40
LBS - psi	580





# BALL VALVES KIT

## MATERIALS

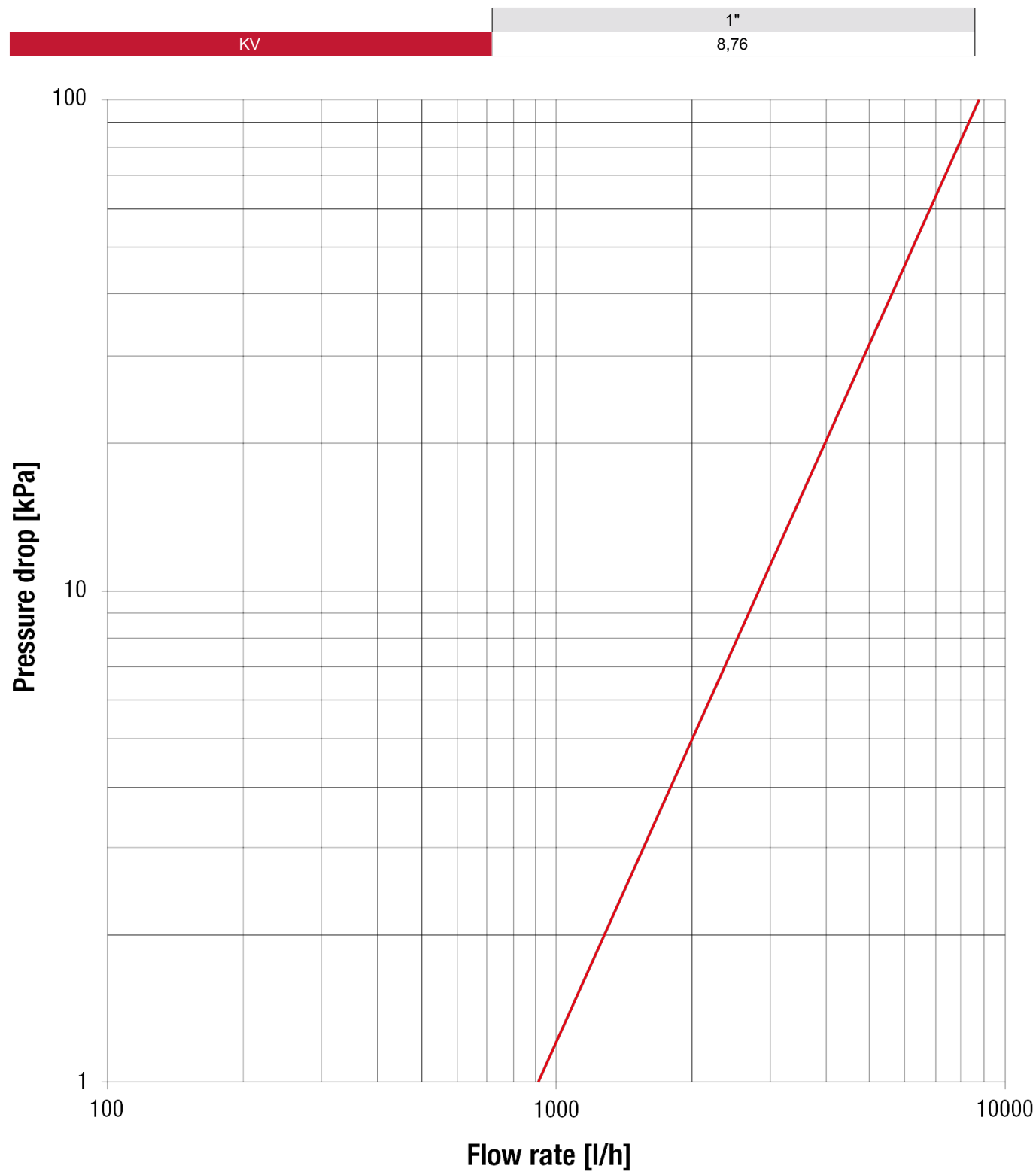


POS.	DESCRIPTION	N.	MATERIAL
1	Nut	1	Nickel-plated brass CW617N
2	Union	1	Nickel-plated brass CW617N
3	O-ring	1	EPDM
4	Washer	1	FASIT OMNIA
5	End adapter	1	Nickel-plated brass CW617N
6	Seat	1	P.T.F.E.
7	Ball	1	Chrome-plated brass CW617N
8	Stem	1	Brass CW614N
9	O-ring	1	NBR
10	O-ring	1	VITON ®
11	Body	1	Nickel-plated brass CW617N
12	T handle	1	Aluminium
13	Screw	1	Zinc-plated steel C4C
14	Thermometer	1	Polymer



# BALL VALVES KIT

## LOSS DIAGRAM (With water)





# BALL VALVES KIT

## 098SK Straight ball valves kit

### BALL VALVES KIT



MEASURE	PRESSURE	CODE	PACKING
3/4"X1"	40bar/580psi	0980034100SK	1/26
1"	40bar/580psi	0980100SK	1/22

### CERTIFICATIONS



### TECHNICAL SPECIFICATIONS

Kit consisting of: 2 ball valves art. 098S and 098SB, red and blue T handles.

Available size: 1".

Male/female threads.

T handle in aluminium.

Body in nickel-plated brass.

Minimum and maximum working temperatures: -20°C, 150°C in absence of steam.

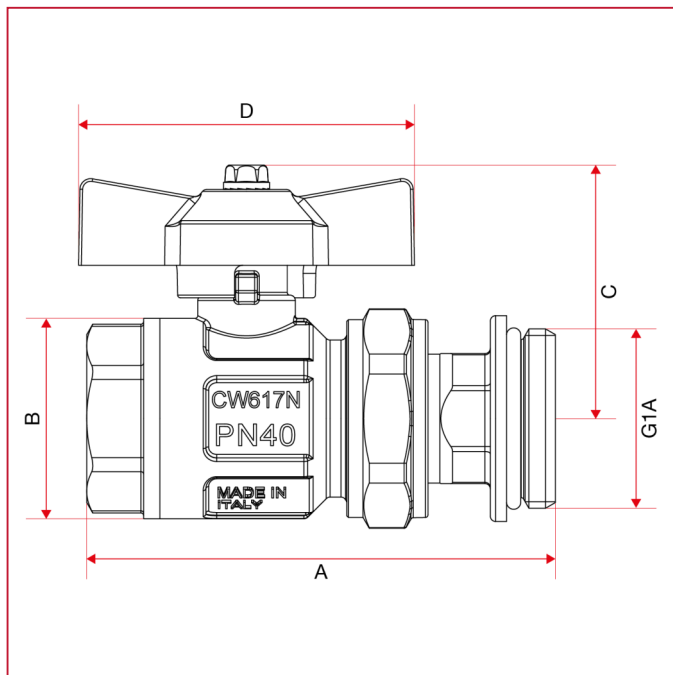
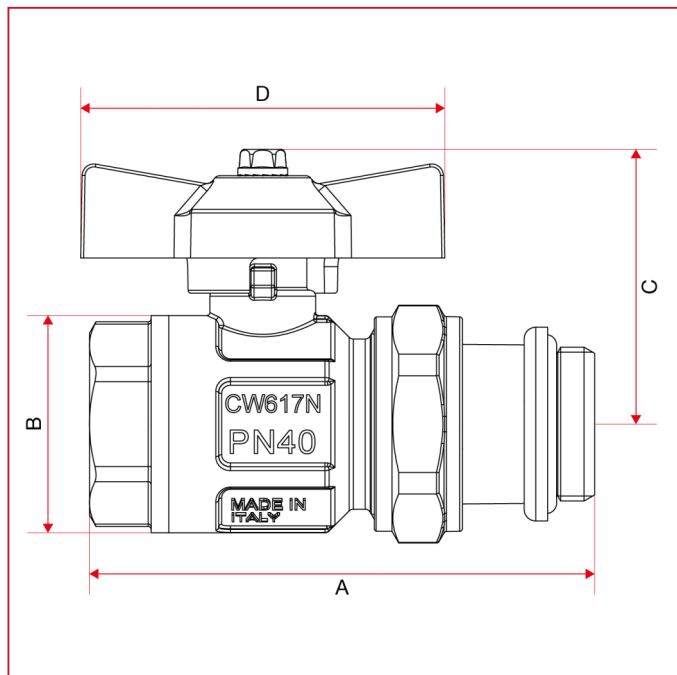
Threads: ISO 228 (equivalent to DIN EN ISO 228 and BS EN ISO 228).

Code 0980034100SK: 3/4"FX1"M



# BALL VALVES KIT

## OVERALL DIMENSIONS

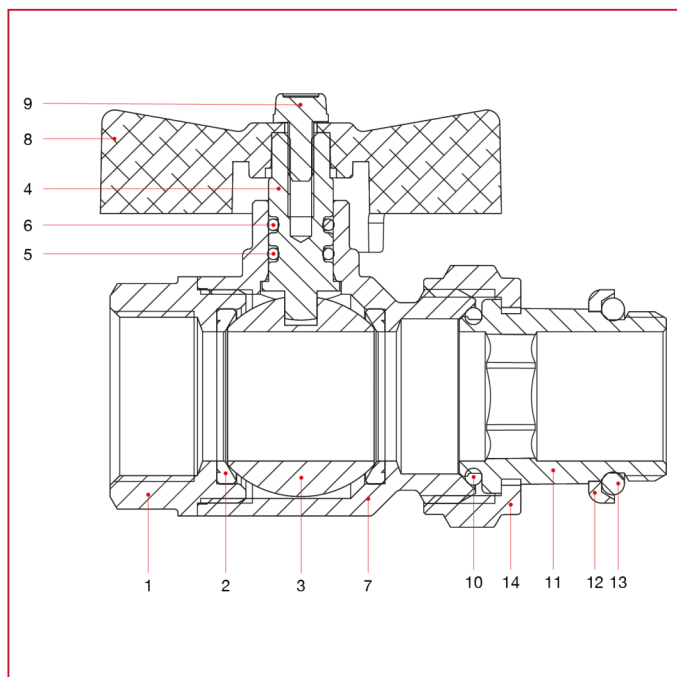


	3/4"X1"	1"
DN	20	25
A	86,5	98
B	37	45,5
C	47	50,8
D	62	62
Kg/cm2 bar	40	40
LBS - psi	580	580



# BALL VALVES KIT

## MATERIALS

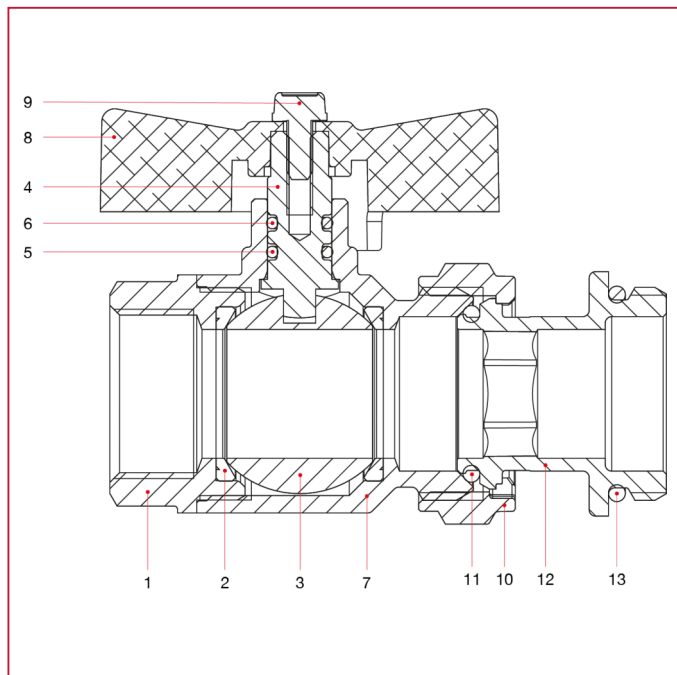


POS.	DESCRIPTION	N.	MATERIAL
1	Female end adapter	1	Nickel-plated brass CW617N
2	Seat	2	P.T.F.E.
3	Ball	1	Chrome-plated brass CW617N
4	Stem	1	Brass CW614N
5	O-ring	1	NBR
6	O-ring	1	Viton®
7	Body	1	Nickel-plated brass CW617N
8	T handle	1	Varnished aluminium
9	Screw	1	Zinc-plated steel C4C
10	O-ring	1	NBR
11	Union	1	Nickel-plated brass CW617N
12	Ring	1	Steel
13	O-ring	1	NBR
14	Nut	1	Nickel-plated brass CW617N



# BALL VALVES KIT

## MATERIALS 3/4"x1"

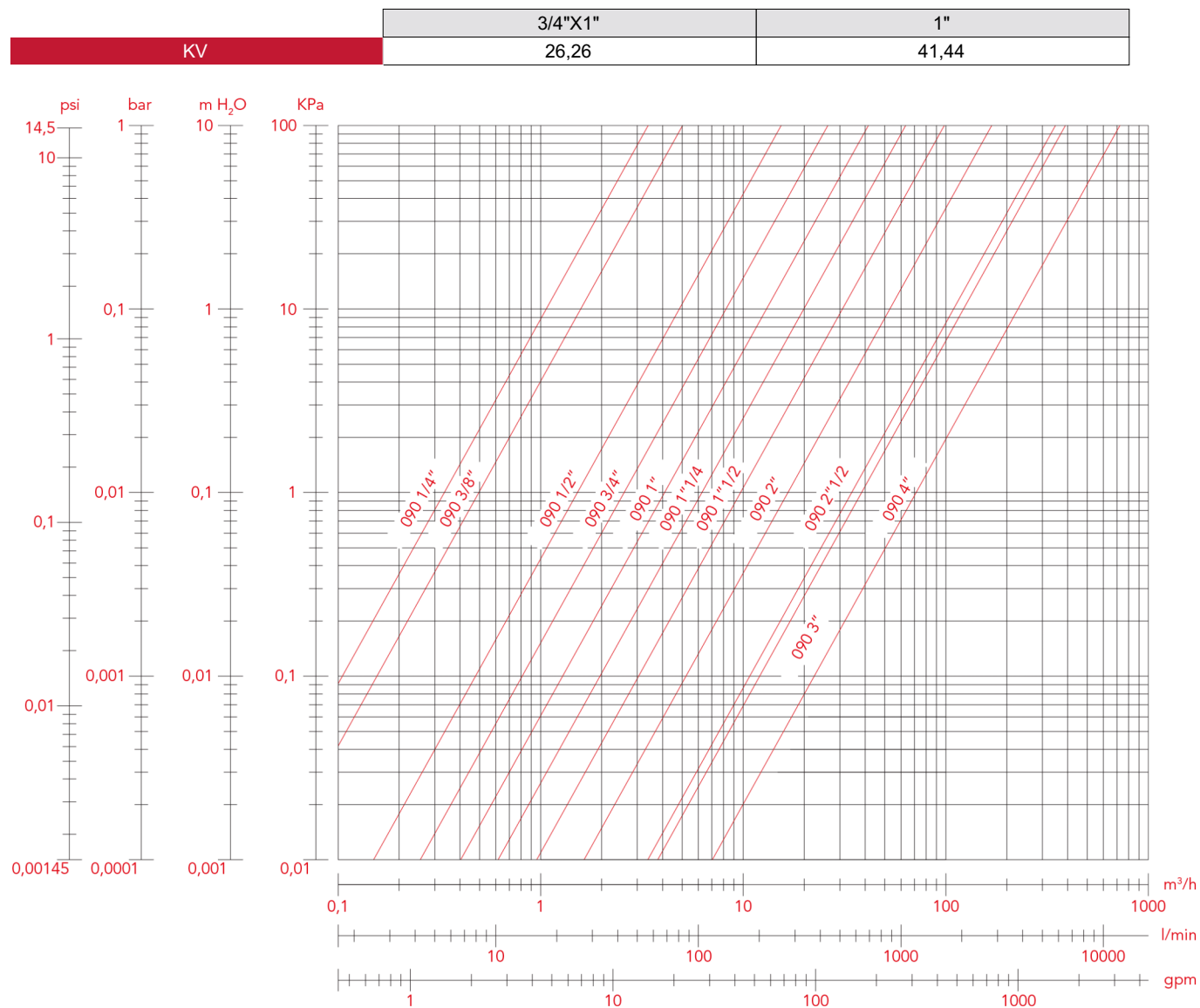


POS.	DESCRIPTION	N.	MATERIAL
1	Female end adapter	1	Nickel-plated brass CW617N
2	Seat	2	P.T.F.E.
3	Ball	1	Chrome-plated brass CW617N
4	Stem	1	Brass CW614N
5	O-ring	1	NBR
6	O-ring	1	Viton®
7	Body	1	Nickel-plated brass CW617N
8	T handle	1	Varnished aluminium
9	Screw	1	Zinc-plated steel C4C
10	Nut	1	Nickel-plated brass CW617N
11	O-ring	1	NBR
12	Union	1	Nickel-plated brass CW617N
13	O-ring	1	EPDM



# BALL VALVES KIT

## LOSS DIAGRAM (With water)





# BALL VALVES KIT

## 298SK Angle ball valves kit

BALL VALVES KIT



MEASURE	PRESSURE	CODE	PACKING
1"	40bar/580psi	2980100SK	1/12

### CERTIFICATIONS



### TECHNICAL SPECIFICATIONS

Kit consisting of: 2 ball valves art. 298S and 298SB, red and blue T handles.

Available size: 1".

Male/female threads.

T handle in aluminium.

Body in nickel-plated brass.

Minimum and maximum working temperatures: -20°C, 150°C in absence of steam.

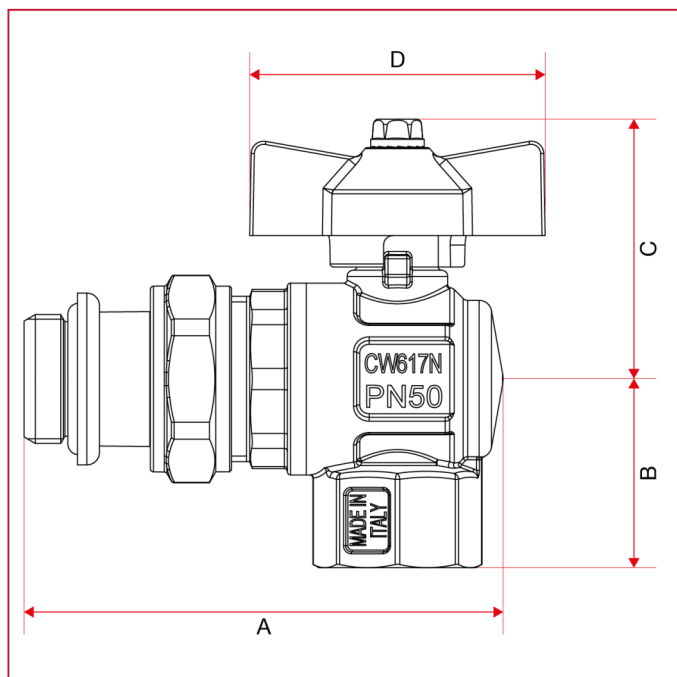
Threads: ISO 228 (equivalent to DIN EN ISO 228 and BS EN ISO 228).





# BALL VALVES KIT

## OVERALL DIMENSIONS

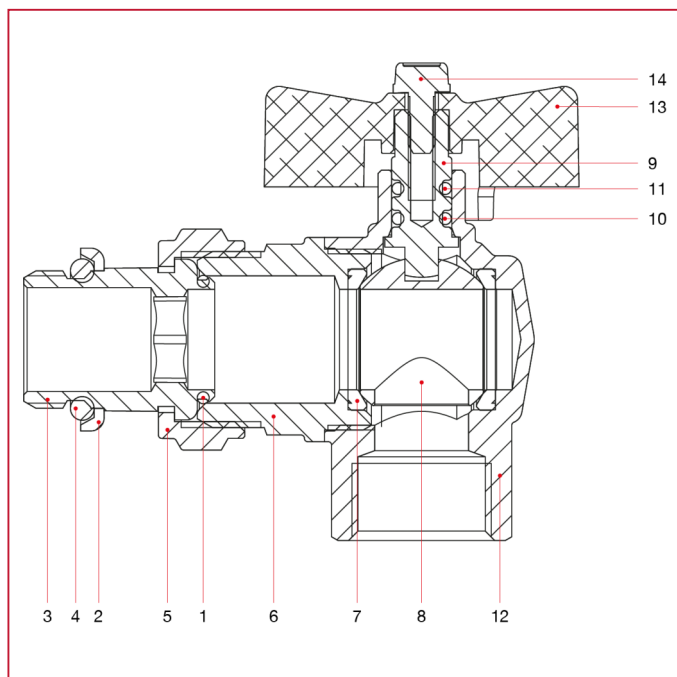


	1"
DN	25
A	105,5
B	39,75
C	51
D	62
Kg/cm <sup>2</sup> bar	40
LBS - psi	580



# BALL VALVES KIT

## MATERIALS



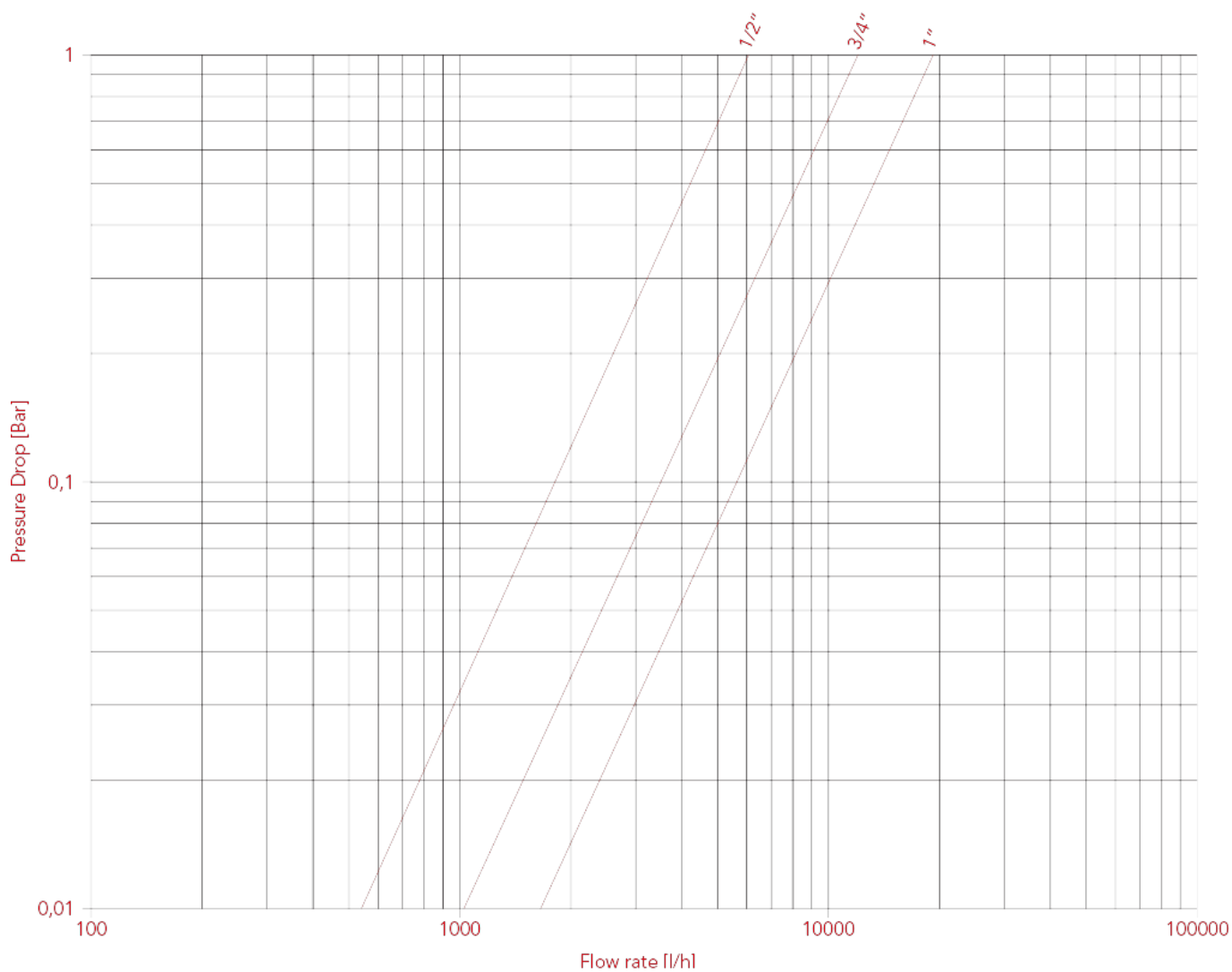
POS.	DESCRIPTION	N.	MATERIAL
1	O-ring	1	NBR
2	Ring	1	Steel
3	Union	1	Nickel-plated brass CW617N
4	O-ring	1	NBR
5	Nut	1	Nickel-plated brass CW617N
6	End adapter	1	Nickel-plated brass CW617N
7	Seat	2	P.T.F.E.
8	Ball	1	Chrome-plated brass CW617N
9	Stem	1	Brass CW614N
10	O-ring	1	NBR
11	O-ring	1	Viton®
12	Body	1	Nickel-plated brass CW617N
13	T handle	1	Varnished aluminium
14	Screw	1	Zinc-plated steel C4C



# BALL VALVES KIT

## LOSS DIAGRAM (With water)

KV	1"
	19,2





# BALL VALVES KIT

## 487K01 Straight ball valves and thermometer union kit

### BALL VALVES KIT



MEASURE	PRESSURE	CODE	PACKING
1"	10bar/145psi	4870100K01	1/22

### CERTIFICATIONS



### TECHNICAL SPECIFICATIONS

Kit consisting of: 2 ball valves art. 098SDC and 098SDCB, red and blue T handles and 2 thermometer unions complete with thermometers art. 492BC.

Available size: 1".

Valves specifications:

Male/female threads.

T handle in aluminium.

Body in nickel-plated brass.

Minimum and maximum working temperatures: -20°C, 150°C in absence of steam.

Threads: ISO228 (equivalent to DIN EN ISO 228 and BS EN ISO 228).

Male thread with conical seat.

Thermometer unions specifications:

Body in nickel-plated brass.

O-ring in NBR.

Thermometer range: 0°C, 80°C.

Diameter: mm.40.

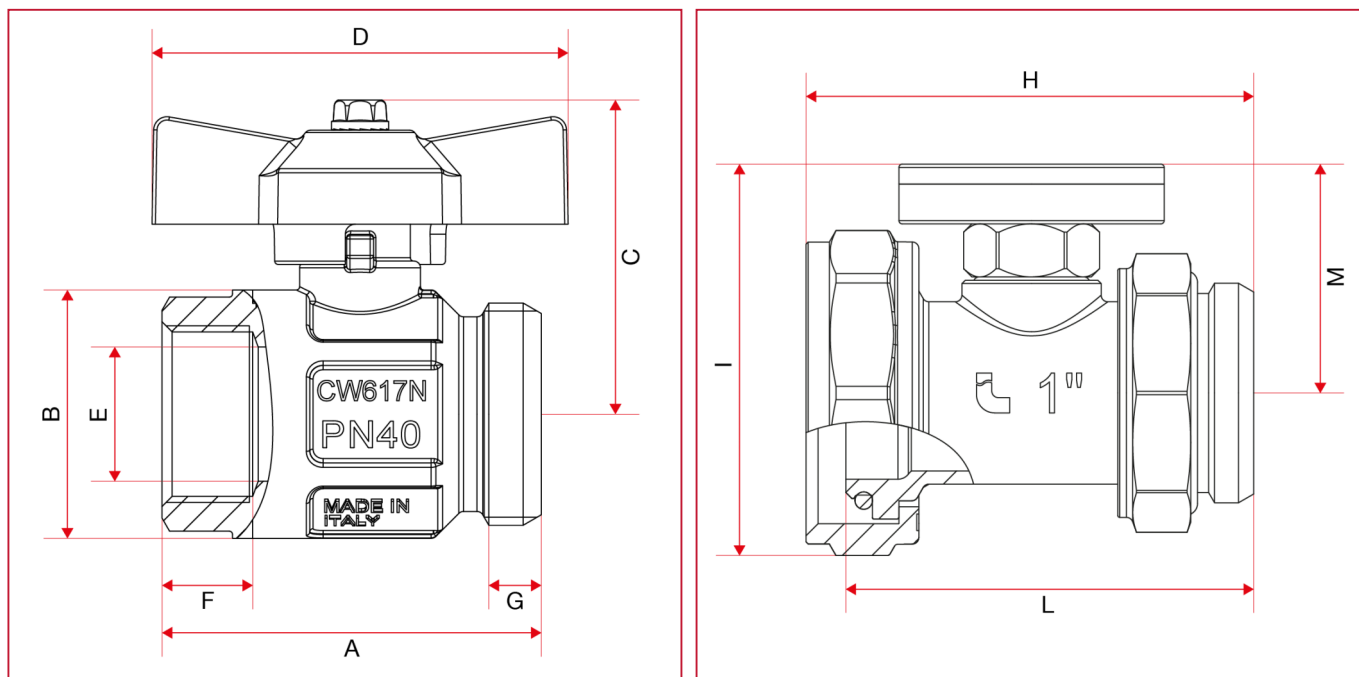
Maximum working temperature: 80°C.

Threads: ISO 228 (equivalent to DIN EN ISO 228 and BS EN ISO 228).



# BALL VALVES KIT

## OVERALL DIMENSIONS

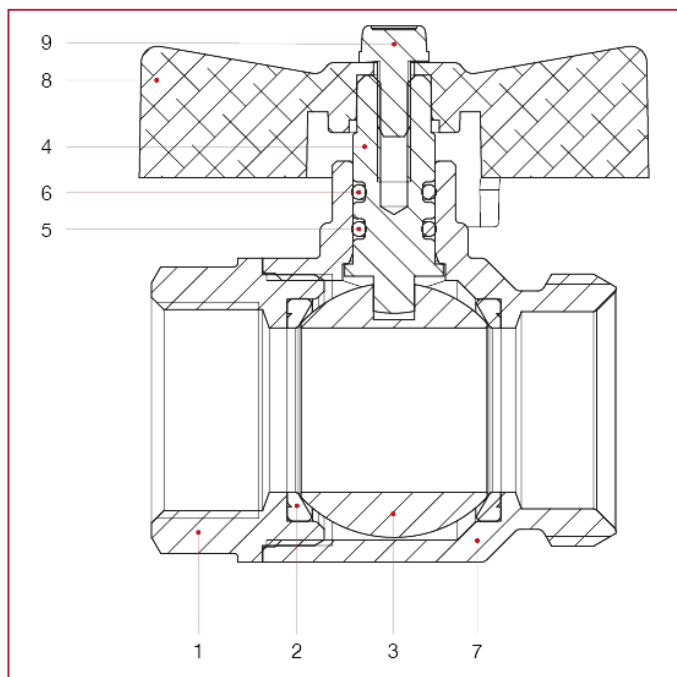


	1"
DN	25
A	64,75
B	45,5
C	50,8
D	62
E	25
F	15
G	10,5
H	67,5
I	49
L	61,5
M	34,5
Kg/cm2 bar	40
LBS - psi	580



## BALL VALVES KIT

**MATERIALS art.098SDC and 098SDCB size 1"**

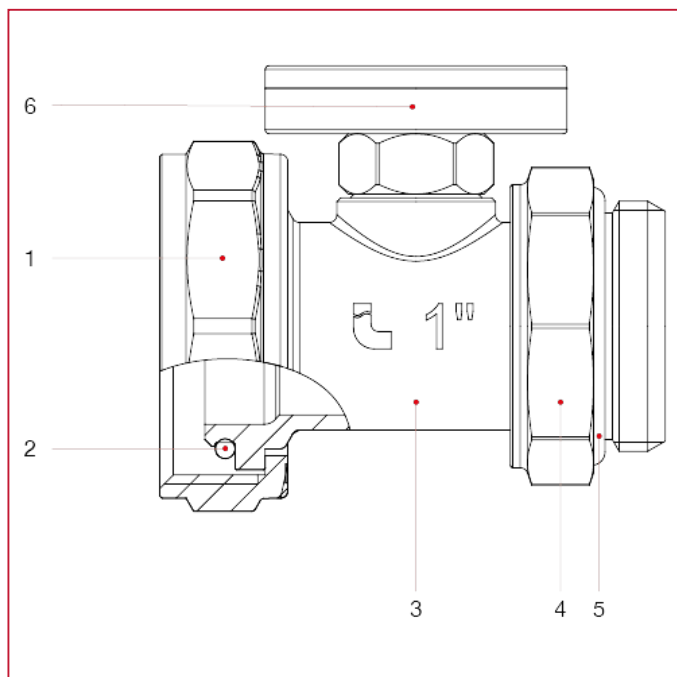


POS.	DESCRIPTION	N.	MATERIAL
1	Female end adapter	1	Nickel-plated brass CW617N
2	Seat	2	P.T.F.E.
3	Ball	1	Chrome-plated brass CW617N
4	Body	1	Nickel-plated brass CW617N
5	Stem	1	Brass CW614N
6	O-ring	1	NBR
7	O-ring	1	Viton®
8	T handle	1	Varnished aluminium
9	Screw	1	Zinc-plated steel C4C



## BALL VALVES KIT

### MATERIALS art.492BC size 1"



POS.	DESCRIPTION	N.	MATERIAL
1	Nut	1	Nickel-plated brass CW617N
2	O-ring	1	NBR
3	Thermometer fitting	1	Nickel-plated brass CW617N
4	Nut	1	Nickel-plated brass CW614N
5	O-ring	1	NBR
6	Thermometer	1	Brass CW614N



# BALL VALVES KIT

## 487K02 Angle ball valves and thermometer union kit

### BALL VALVES KIT



MEASURE	PRESSURE	CODE	PACKING
1"	10bar/145psi	4870100K02	1/12

### CERTIFICATIONS



### TECHNICAL SPECIFICATIONS

Kit consisting of: 2 ball valves art. 298SDC and 298SDCB, red and blue T handles and 2 thermometer unions complete with thermometers art. 492BC.

Available size: 1".

Valves specifications:

Male/female threads.

T handle in aluminium.

Body in nickel-plated brass.

Minimum and maximum working temperatures: -20°C, 150°C in absence of steam.

Threads: ISO228 (equivalent to DIN EN ISO 228 and BS EN ISO 228).

Male thread with conical seat.

Thermometer unions specifications:

Body in nickel-plated brass.

O-ring in NBR.

Thermometer range: 0°C, 80°C.

Diameter: mm.40.

Maximum working temperature: 80°C.

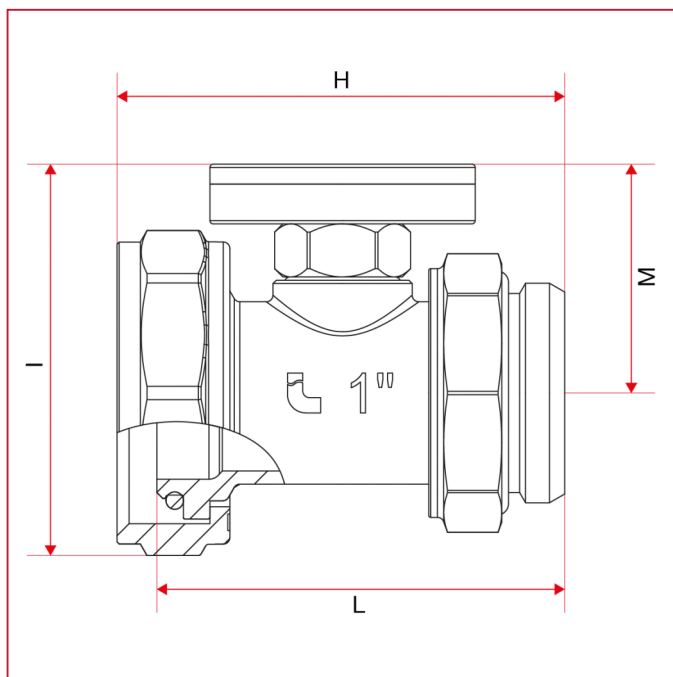
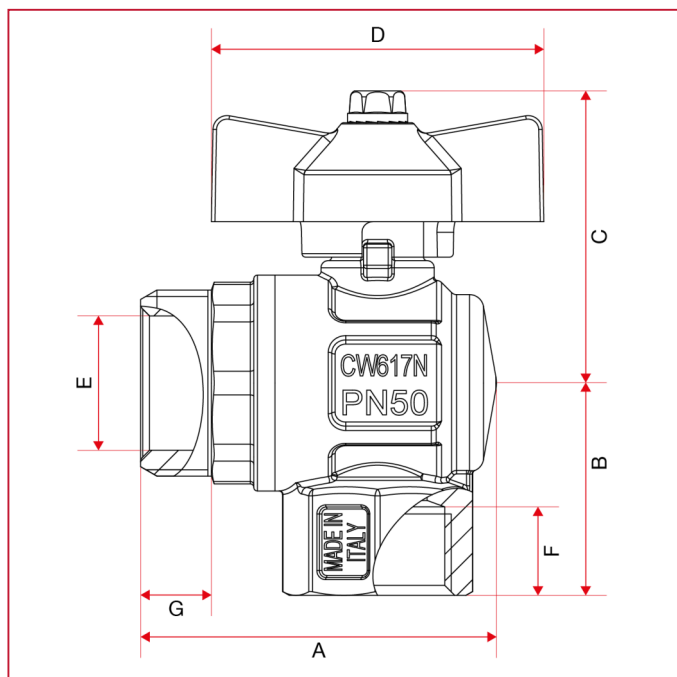
Threads: ISO 228 (equivalent to DIN EN ISO 228 and BS EN ISO 228).





# BALL VALVES KIT

## OVERALL DIMENSIONS

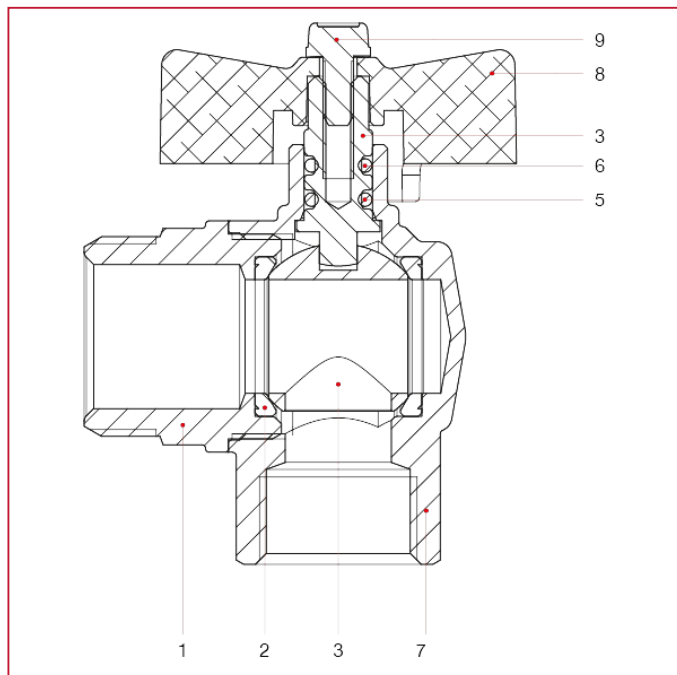


	1"
DN	25
A	47
B	39,75
C	51
D	62
E	23
F	15
G	14
H	67,5
I	49
L	61,5
M	34,5
Kg/cm2 bar	10
LBS - psi	145



## BALL VALVES KIT

**MATERIALS art.298SDC and 298SDCB size 1"**

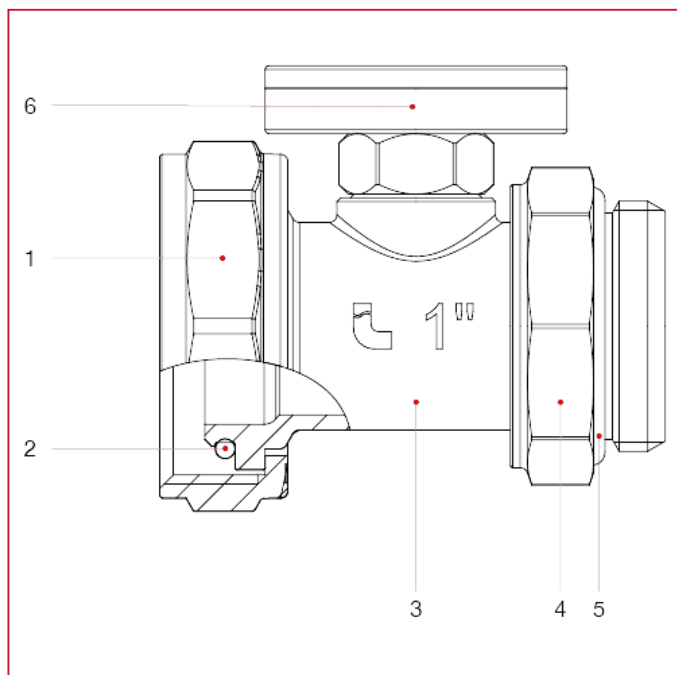


POS.	DESCRIPTION	N.	MATERIAL
1	Male end adapter	1	Nickel-plated brass CW617N
2	Seat	2	P.T.F.E.
3	Ball	1	Chrome-plated brass CW617N
4	Stem	1	Brass CW614N
5	O-ring	1	NBR
6	O-ring	1	Viton®
7	Body	1	Nickel-plated brass CW617N
8	T handle	1	Varnished aluminium
9	Screw	1	Zinc-plated steel C4C



## BALL VALVES KIT

### MATERIALS art.492BC size 1"



POS.	DESCRIPTION	N.	MATERIAL
1	Nut	1	Nickel-plated brass CW617N
2	O-ring	1	NBR
3	Thermometer fitting	1	Nickel-plated brass CW617N
4	Nut	1	Nickel-plated brass CW614N
5	O-ring	1	NBR
6	Thermometer	1	Brass CW614N



**ITAP S.p.A.**  
Via Ruca 19  
25065 Lumezzane  
Brescia (ITALY)  
Tel 030 8927011  
Fax 030 8921990  
[www.itap.it](http://www.itap.it) - [info@itap.it](mailto:info@itap.it)

We reserve the right to make improvements and changes to the products described herein and to the relative technical data, at any time and without forewarning.

rev. 20250402