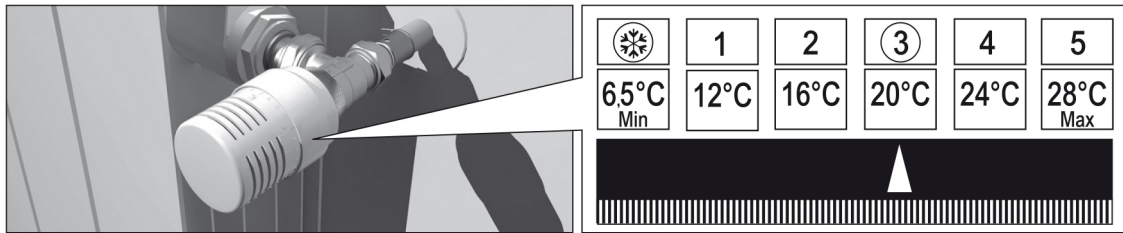




# CONVERTIBLE VALVES AND LOCKSHIELDS

## 894C Straight convertible valve with cap, female thread

### INSTRUCTIONS




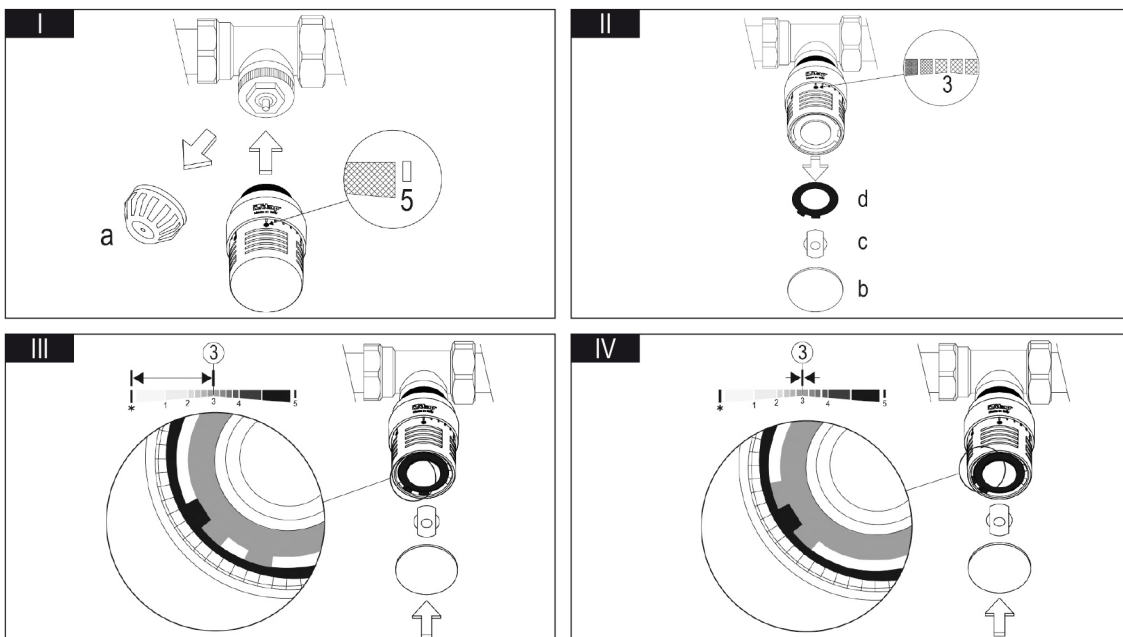
Set the head in the required position:

Use a screwdriver to disassemble the cover (b), the locking cap (c) and the first of the toothed washer (d) FIG. II.

Reassemble the washer (d) as in FIG. III if you want to limit the setting from \* to 3.

Reassemble the washer (d) as in FIG IV if you want to block the setting at the value of 3.

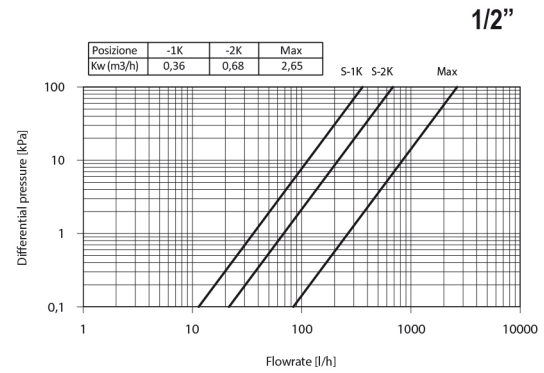
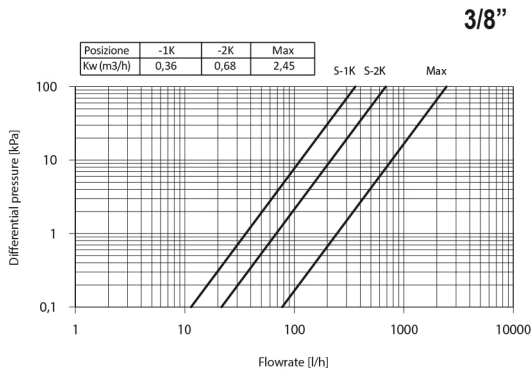
Then reassemble the locking cap (c) and the cover (b).



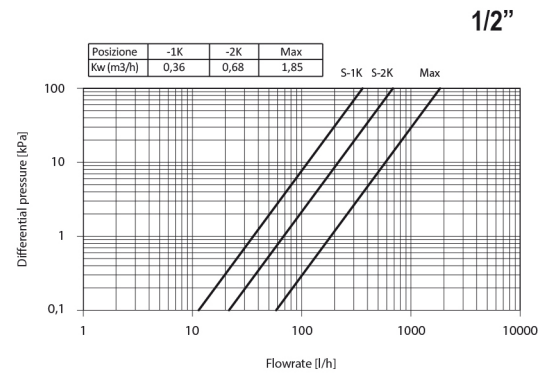
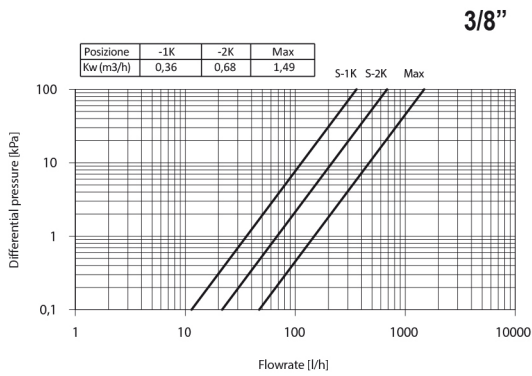


# CONVERTIBLE VALVES AND LOCKSHIELDS

994C - 995C - 994V - 995V IN COMBINATION WITH 891 SERIES ACTUATOR:



894C - 895C - 894V - 895V IN COMBINATION WITH 891 SERIES ACTUATOR:



P max. 10 bar	ΔP max. 1,5 bar	T max. 110°C	Isteresi / Hysteresis C: 0,5 K	Tempo di risposta / Response time Z: 30 min.
Portata nominale / Nominal Flowrate qmN: 210 l/h				
Influenza pressione differenziale / Differential pressure influence D: 0,75 K				